

Voreslejobolig.dk

Here are the most attractive cities in the world!

This analysis made by Voreslejobolig.dk, investigates which big cities around the world are most attractive to live in, based on several parameters.

How is the analysis made?

[Voreslejobolig.dk](https://vareslejobolig.dk) is Denmark's greatest search engine for rental housing. It collects all available rental housing on the market all over the country. Voreslejobolig is generally known throughout the country and is used by all types of people looking for rental housing.



Voreslejobolig.dk has made an analysis comparing 25 big cities around the world, based on how attractive they are to live in. The analysis is based on 6 different parameters, which are all things to consider when you are looking for a place to live. The 6 parameters are; cost of rent, cost of groceries, level of salary, level of unemployment, level of crime and level of health care.

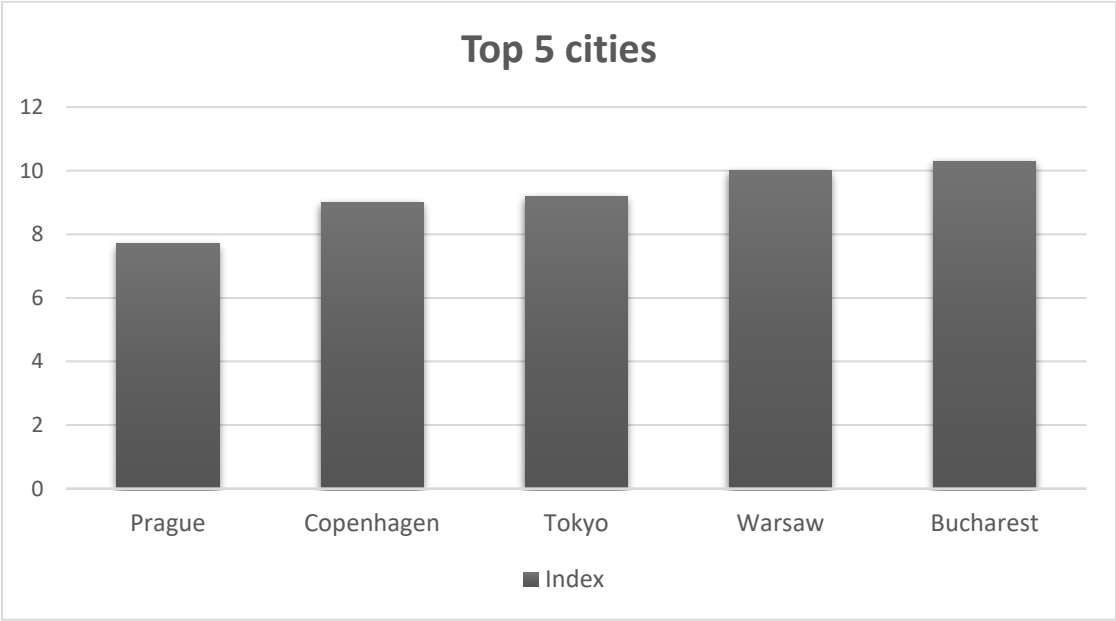
The chosen 25 cities are the biggest metropolises in the world, based on the UN's definition on a metropolis. The UN's definition of a metropolis or an urban area is an area that has densely populated areas surrounded by areas of lower settlement. The entire area must be under the direct influence of the central urban area, e.g. by public transportation. A metropolis is defined based on population and population density.¹ Each city is given a rank from 1-25 on each parameter and the total score of all parameters is divided by 6 to give them each an index number. The formula is therefore; rank from parameter 1 + 2 + 3 + 4 + 5 + 6 /6. This means that a low score is better. At the bottom of the analysis, a total list of all 25 cities are ranked based on their index number.

1

<https://unstats.un.org/unsd/demographic/sconcerns/densurb/densurbmethods.htm?fbclid=IwAR1hNUQBJZOlrX4L Ro4-Sj42DAzEUcimq7KAmgbRQT3hw1S-xiy5EXi4MCK#B>

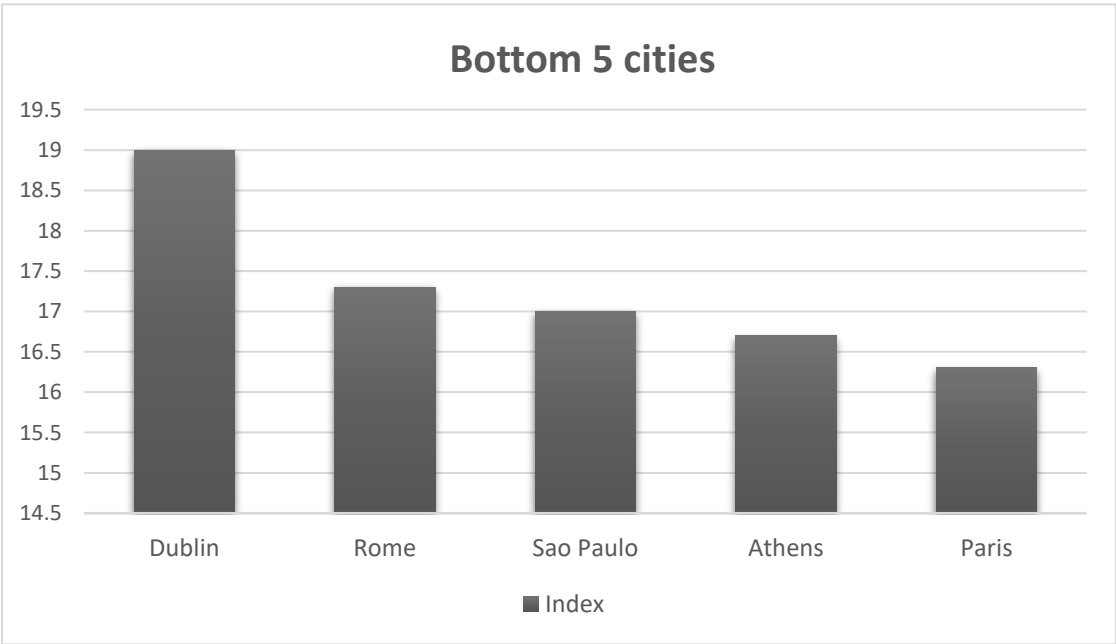
Most attractive cities

Below you see a comparison of the 5 most attractive cities in the world. In the lead we have Prague, who therefore also takes the first place overall in the analysis. Copenhagen follows just behind on a great second place.



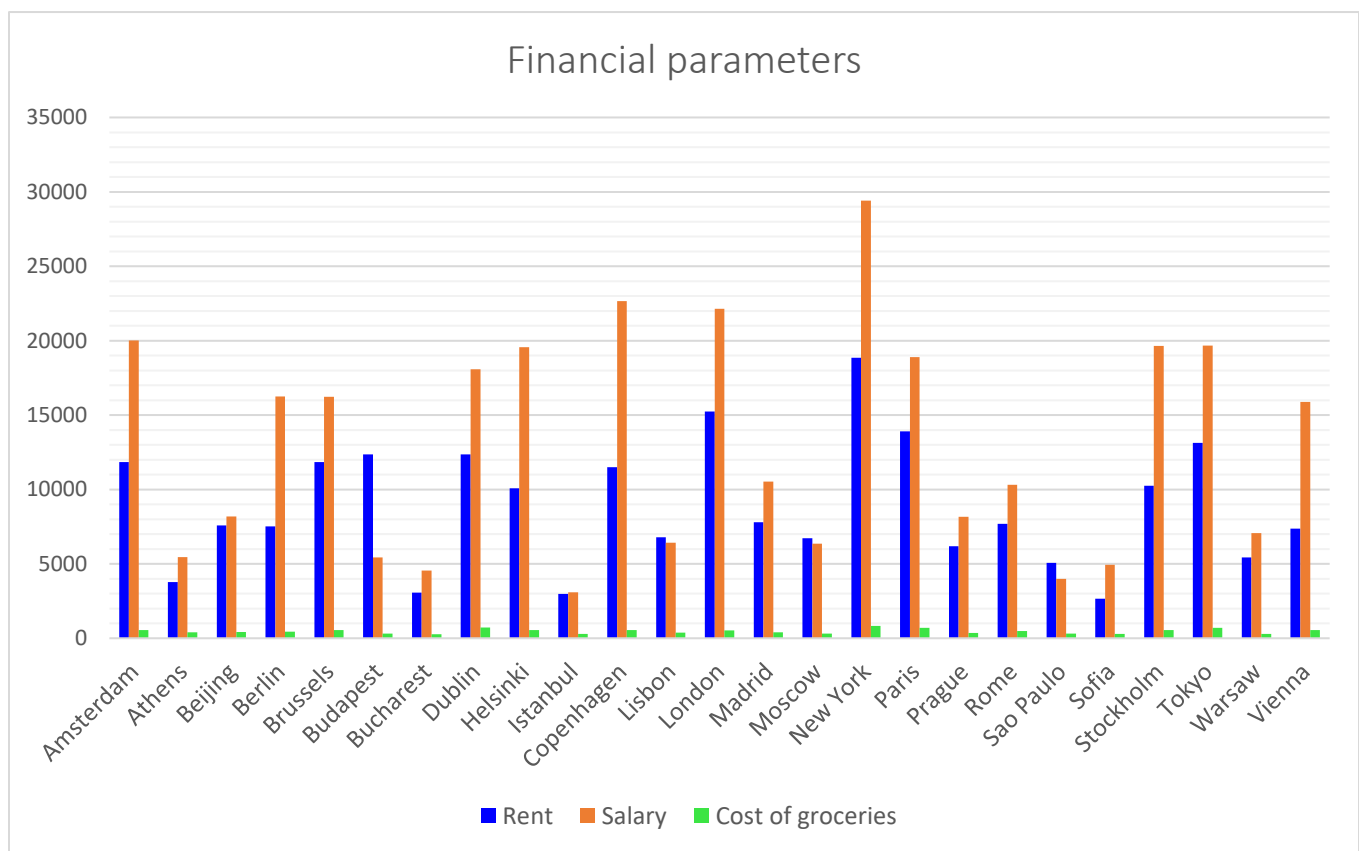
Least attractive cities

Here you can see the bottom 5 cities with Dublin as the clear loser on the attractiveness scale.



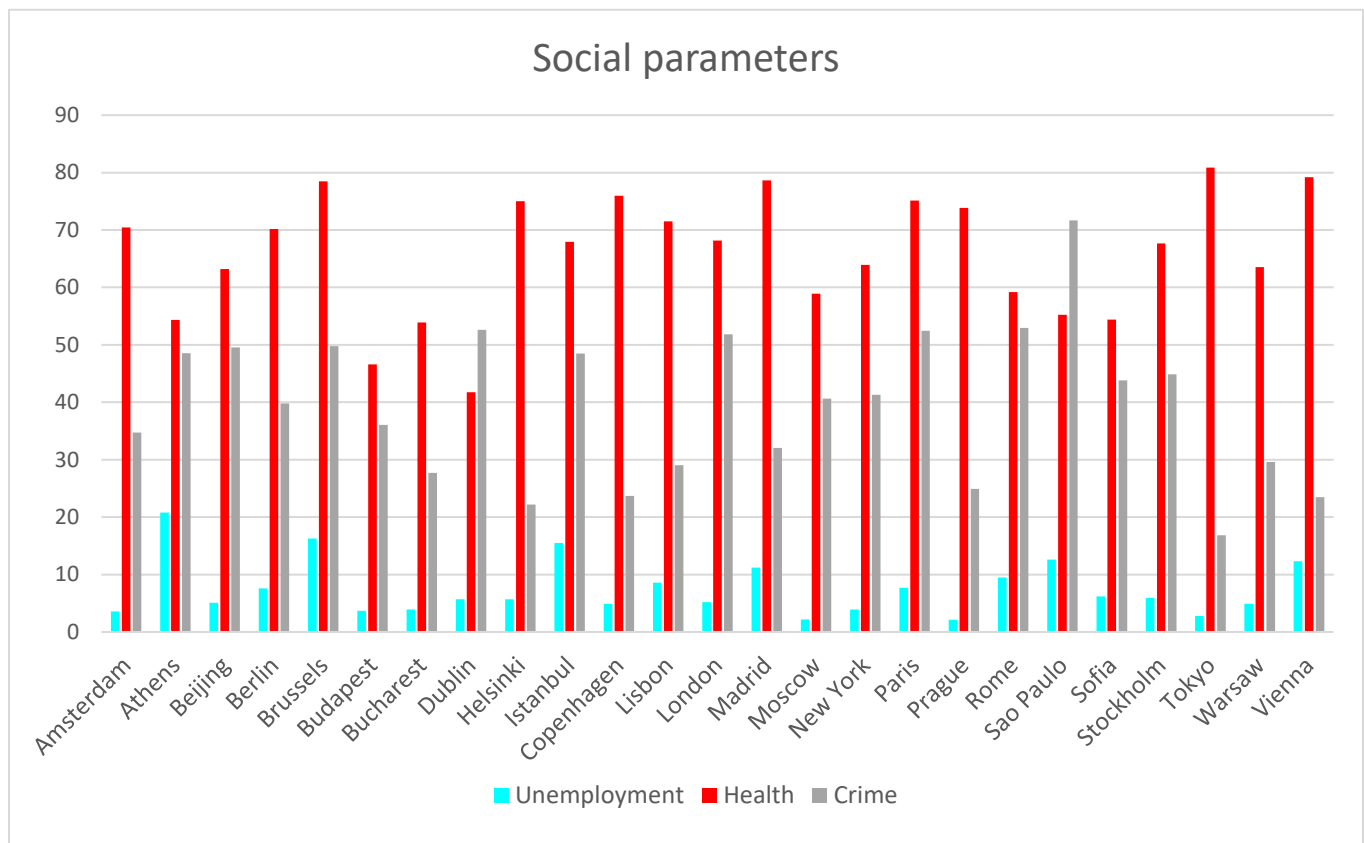
The financial parameters

When you are looking for a new home, the cost of living plays a big part in that decision. Below all 25 cities are compared on how much it costs to rent an average apartment, how high the salary is and how expensive basic groceries are. The currency is in DKK and the cities are in alphabetic order. The figure shows that New York has the highest level of salary. However, New York also have the most expensive apartments and groceries. On the other hand, Istanbul has very low cost of living, but the salary is low. If you compare Stockholm and Tokyo, they have the same level of salary, but rent is significantly lower.



The social parameters

Social factors are also relevant to consider, when you are evaluating how attractive a place is to live. The figure below shows unemployment rate, crime index (based on different worries, problems and level of crime) and health care system index (based on skills, speed and equipment of staff and the general system). Athens is the city with the highest level of unemployment and has a relatively high level of crime at the same time. The lowest employment rate belongs to Prague, which means that it might be easier to find a job here than in any other city. If we look at the health index, Tokyo takes first place with Vienna and Madrid following close behind. Sao Paulo takes a safe lead when it comes to the crime index, as none of the other cities comes close to this level.



The overall index

The 25 big cities worldwide are compared by giving each city a score from 1-25 on 6 different parameters, which most people would consider relevant when choosing a place to live. The index number is calculated by dividing the total score of all 6 parameters by 6. The lower the index number the better.

Prague takes the lead

Prague takes first place with a significant leap down the second place, Copenhagen. A mix of a low unemployment rate, cheap cost of living and low crime level makes Prague a very attractive city to live in, despite a relatively low income level.

At the bottom in 25th place, we find Dublin with a very high cost of living combined with a high crime index and a low satisfaction with the health care system. Out of the 25 cities chosen for the analysis, Dublin is the least attractive to settle down in.

Which index score did
your city get?

See your city's ranking



Rank	City	Index
1	Prague	7.7
2	Copenhagen	9.0
3	Tokyo	9.2
4	Warsaw	10.0
5	Bucharest	10.3
6	Amsterdam	10.8
7	Helsinki	10.8
8	Vienna	11.3
9	Moscow	11.7
10	Madrid	11.8
11	Budapest	12.0
12	Lisbon	12.0
13	Berlin	12.5
14	Sofia	13.0
15	Istanbul	13.7
16	London	14.3
17	Beijing	14.5
18	New York	14.5
19	Stockholm	14.7
20	Brussels	14.8
21	Paris	16.3
22	Athens	16.7
23	Sao Paulo	17.0
24	Rome	17.3
25	Dublin	19.0

How are the index numbers calculated?

Each city is given a rank from 1-25 on each parameter. The total score of all parameters is divided by 6 to give them each an index number. This means that a lower score is better. All the rank scores from each parameter is put together and divided by 6 to get an average and the final index number.

City	Rent	Salary	Unemployment	Health	Crime	Groceries	Total	Average
Prague	8	16	1	8	5	8	46	7.7
Copenhagen	19	2	8	5	4	16	54	9
Tokyo	22	5	3	1	1	23	55	9.2
Warsaw	7	17	9	16	8	3	60	10
Bucharest	3	23	6	23	6	1	62	10.3
Amsterdam	20	4	4	10	10	17	65	10.8
Helsinki	17	7	13	7	2	19	65	10.8
Vienna	12	12	21	2	3	18	68	11.3
Moscow	10	19	2	19	13	7	70	11.7
Madrid	16	13	20	3	9	10	71	11.8
Budapest	5	21	5	24	11	6	72	12
Lisbon	11	18	18	9	7	9	72	12
Berlin	13	10	16	11	12	13	75	12.5
Sofia	1	22	15	21	15	4	78	13
Istanbul	2	25	23	13	17	2	82	13.7
London	24	3	11	12	21	15	86	14.3
Beijing	14	15	10	17	19	12	87	14.5
New York	25	1	7	15	14	25	87	14.5
Stockholm	18	6	14	14	16	20	88	14.7
Brussels	9	11	24	4	20	21	89	14.8
Paris	23	8	17	6	22	22	98	16.3
Athens	4	20	25	22	18	11	100	16.7
Sao Paulo	6	24	22	20	25	5	102	17
Rome	15	14	19	18	24	14	104	17.3
Dublin	21	9	12	25	23	24	114	19